


One-Button and the Sea

By Sara Stanley and Viviane Schwarz



Grandpa tells the story of how he and One-Button and their whole community were uprooted from their everyday lives, and how they all had to take to sea in different boats. Sometimes the sea was dangerous and they were frightened, sometimes it was calm and they felt peaceful, sometimes they had fun watching films, singing and knitting.... But always they helped each other - and always they kept their spirits up together. Until one day, the 'change' happened and they were able to return home and resume their previous lives ... different, but the same.


1 Grandpa cares for One-Button in their boat after the uprooting. Can you think of someone who loves and cares for you? What do they do to help you feel cared for? Draw a picture of that person and write down some of the things they do. You could use the template below.



Grandpa and One-Button are not alone when they are uprooted and take to their boat, everyone in the surrounding boats looked after each other and made sure they were safe. Who in your community helps to make sure that you are safe? Can you think of any jobs that people do that keep us all safe?

3 *You folded dreams of home into paper planes and sent them to your friends on the breeze. . .*

Whilst One-Button was on the boat he sent paper aeroplanes to his friends to help him stay connected to them. Use the instructions below to make your own paper aeroplane. Perhaps you could write a note inside it and fly it to one of your friends!



4 Grandpa and One-Button spend many days and nights on their boat, waiting for the land to call and say it is safe to return. Can you design and build your own model boat?

What materials would you use?

How will you test that it is waterproof?

Don't forget to write a list of all the things you will need to include!



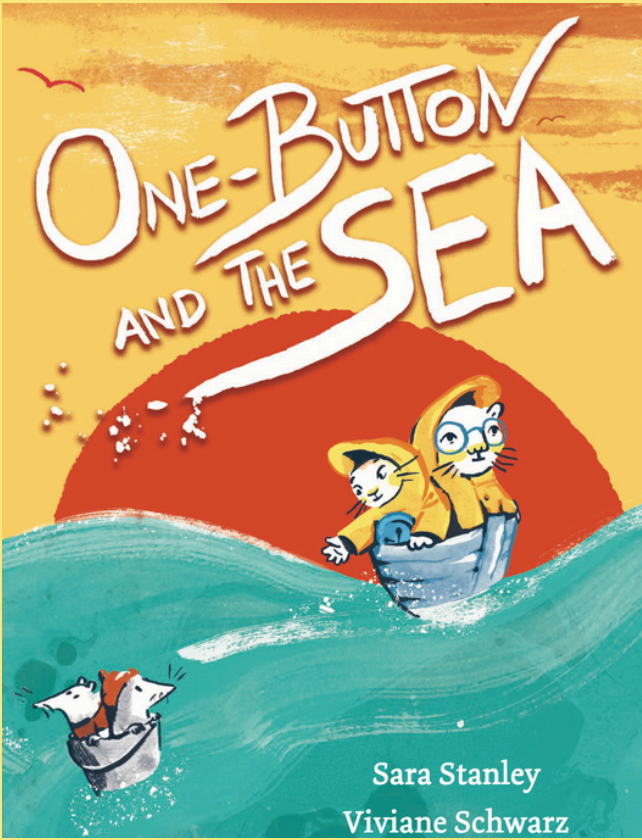

5 The water is wonderfully exciting, but it's very important that we learn how to stay safe next to the water. Think about:

- The importance of staying away from the edge of water
- How to spot hazards
- How to react in an emergency



One-Button and the Sea

Draw a picture of someone who loves and cares for you.
Write down some of the things they do for you around your picture.



Design and make your own boat




What will your boat look like?
Make sure you label your design.



What materials will you need?

Make your own paper aeroplane

1. Use a piece of A4 paper and fold it in half lengthways.
2. Unfold and then fold the top two corners into the centre line.
3. Turn the piece of paper over and fold it in half again lengthways.
4. Finally, fold the sloping edge down to meet the bottom of the body. Now, fold the new sloping edge down to meet the bottom. Turn over and repeat on the other side.
5. Use a piece of tape to keep the wings together.



Jenny Guest is an independent educational consultant and writer alongside her role as an Assistant Headteacher in a large London primary school. She has been a primary school teacher for ages 3-11. Jenny is also an avid reader of children's literature and runs @bookishwaytoplay on Instagram, which aims to showcase and review the very best children's books, as well as create accompanying supportive learning activities for toddlers, preschool and primary school age children.

One-Button and the Sea by Sara Stanley and Viviane Schwarz is published by Scallywag Press Ltd., London.

978-1-915252-60-9

www.scallywagpress.com

These resources may be complemented by Sara Stanley's *Thought Experiment* ideas, also free on the Scallywag Press website

www.scallywagpress.com/resources